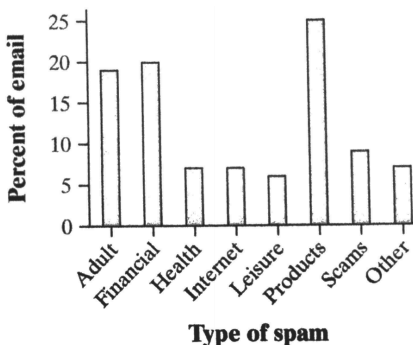


Page 6 #1, 3, 4

1. Type of wood, type of water repellent, and paint color are all categorical. Paint thickness and weathering time are quantitative.
  
3.
  - a. AP statistics students who completed a questionnaire on the first day of class.
  - b. Categorical: gender, handedness, and favorite type of music. Quantitative: height, homework time, and the total value of coins in a student's pocket.
  - c. The individual is a female who is right-handed. She is 58 inches tall, spends 60 minutes on homework, prefers Alternative music, and had 76 cents in her pocket.
  
4.
  - a. Roller coasters that were opened in a recent year.
  - b. Categorical: type and design. Quantitative: height, speed, and duration.
  - c. The roller coaster is the Prowler, a wood, sit-down-type coaster. Its height is 102.3 feet, its speed is 51.2 mph, and the duration of the ride is 150 seconds long.

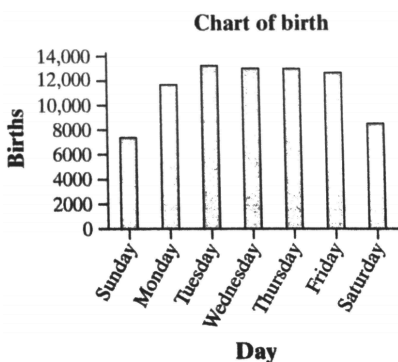
Page 20 #10, 11, 15, 17

10.
  - a. 7%
  - b. A bar graph is shown to the right:



- c. Yes, because the numbers in the table refer to parts of a single whole.

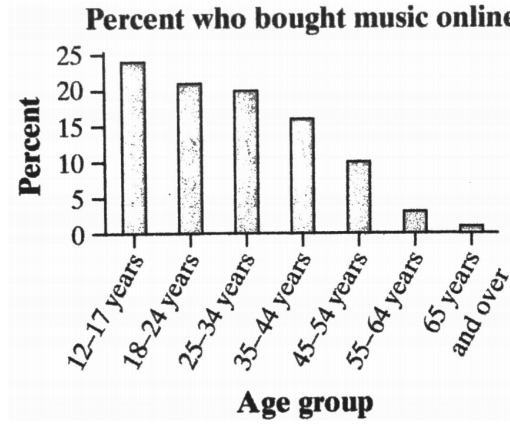
11.
  - a. A bar graph is given below. A pie chart would also be appropriate because the numbers in the table refer to parts of a single whole.



- b. Perhaps induced or C-section births are scheduled for weekdays so doctors don't have to work as much on the weekend.

15.

- a. The given percents represent fractions of different age groups, rather than parts of a single whole.  
b. A bar graph is shown to the right:



17.

- a. The areas of the pictures should be proportional to the numbers of students they represent.  
b. A bar graph is given below.

